

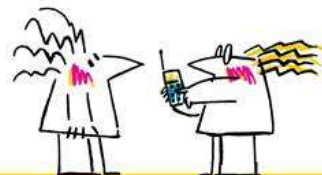
Learning to read and write

Workbook

Books and bubs



Reading Writing Hotline
1300 6 555 06



A free national referral service for adults.

How to work

Each workbook is about one topic. It has reading, writing, spelling and maths activities. It also has tips for learning along the way.

Try the activities in the workbook



Reading



Writing



Spelling



Talking



Numbers
and Maths

Find a mentor

A mentor is a friend or family member who can help you.



Ring the Hotline

The Hotline teachers can help you. Phone 1300 6 555 06.



Notes for your mentor

Welcome! The help you give your learner is gold. The best thing you can do is to work together slowly, let your learner make mistakes and be patient!

Here are some of the ways you can help:

Activities: In each activity, the first one is already done, to show you what to do. Talk to your learner about it, then see how they go with the rest. Then check the answers together.



Talk about the topic. This will help you both be ready with the sorts of words and ideas you'll be using.

Books and bubs aims to help parents with young children. Reading with babies and toddlers is a vital key to children developing literacy skills, such as learning about words on the page, how books work from front to back and left to right. It also helps the child to:

- develop close bonds with carers
- learn more words
- increase his or her attention span
- use imagination and creativity
- add to what they know about the world.



Read out loud. Let your learner read any words they already know.

Then read any new words and sentences out loud to your learner. Next, try reading along together. Go slowly. You can do this lots of times.

Don't jump in as soon as they make a mistake. Pause. Let them hear themselves, and work out if something doesn't make sense. Then they can try again.

Does your learner need glasses? If so, make sure they are wearing them. If you're not sure, check how well they can see the letters on the page. Your learner might need to get some.



Writing or copying. It's OK to try on scrap paper first. Get your learner to check their own work. We have included extra writing pages at the back.

More ideas:

- Browse through the workbook yourself before you start.
- Keep work sessions short, watch for when your learner has had enough.
- You can ring the Hotline any time.



Talk about babies and books



- Do you share books with your baby?
- Are books important? Why?
- Does your baby like books?
- Can you help your baby or toddler get ready to read?
- Is it hard to do?
- Would you like some ideas?

Meet Tanya and Kenisha





Reading

Words for this topic.



baby



toddler



mother



pages



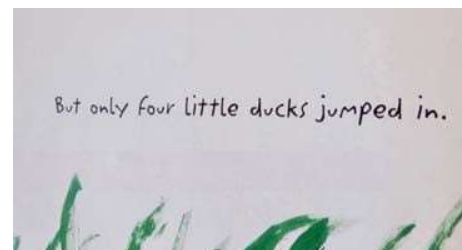
books



story



pictures



words

Activity:

Match each word to the picture. The first one is done for you.

toddler



books



baby



mother



pages




words



story

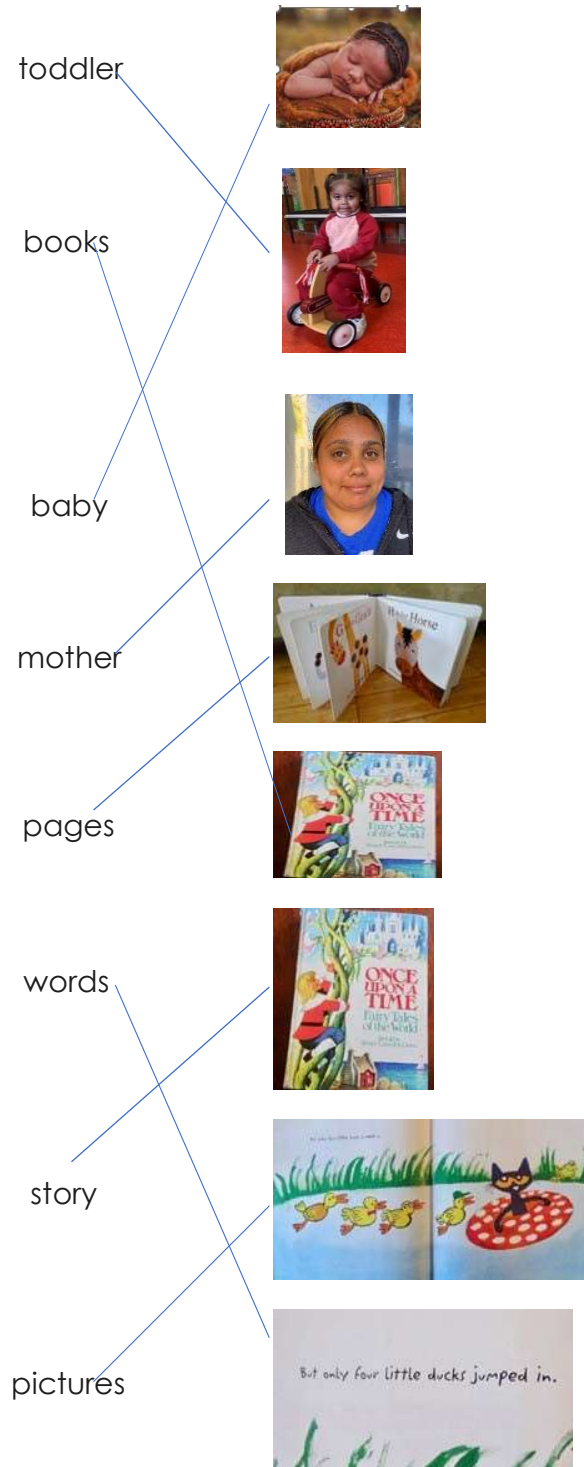


pictures



✓ Check your answer on the next page.

✓ **Answers**





Reading

Draw a circle around all the words you can read.

Tanya is Kenisha's mother. She reads books with her. Kenisha looks at the pages. She is a toddler, so Tanya reads the words. They look at the pictures.

Activity:

Write the best word in each space.

mother

toddler

reads

books

pages

words

pictures

Tanya is Kenisha's mother. She r_____ b_____
with her. Kenisha looks at the p_____. She is
a t_____, so Tanya r_____ the w_____. They
look at the p_____.

✓ Answers

Tanya is Kenisha's mother. She reads books
with her. Kenisha looks at the pictures. She is
a toddler, so Tanya reads the words. They
look at the pictures.

What do Tanya and Kenisha do?

look at books



talk about pictures



Activity:

Write the best word in each space.

look

talk

They l_____ at books and t_____ about pictures every day.

✓ **Answers**

They look at books and talk about pictures every day.

Try this activity again.

look

books

talk

pictures

They _____ at _____ and _____ about _____ every day.

✓ **Answers**

They look at books and talk about pictures every day.



This is a good way to learn to write and spell.

Activity:

Copy the writing.

They look at books and talk about pictures every day.

Write here. Check. Fix mistakes.

Try again. Check. Fix mistakes.

And again. Check. Fix mistakes.

Have you got faster? Has it got easier? Try this yourself with other sentences.



Read what Tanya and Kenisha do when they look at books together.

Useful word: **together**

Here are some things they do together:



choose a book



hold the book



look at the cover



turn the pages



talk about it



cuddle up



make faces



have fun



stop

Activity:

Read this:

Tanya and Kenisha choose a book together. They hold the book and look at the cover. They turn the pages, and talk about the words and pictures. They like to cuddle up, make faces and have fun together. They stop when Kenisha gets bored.

Find the best word:

~~choose~~

hold

look

turn

talk

cuddle

make

have

together

stop

Tanya and Kenisha choose a book together. They _____ the book and _____ at the cover. They _____ the pages, and _____ about the words and pictures. They like to _____ up, _____ faces and _____ fun _____. They _____ when Kenisha gets bored.

✓ **Answers**

Tanya and Kenisha choose a book together. They hold the book and look at the cover. They turn the pages, and talk about the words and pictures. They like to cuddle up, make faces and have fun together. They stop when Kenisha gets bored.

Reading

Tanya and Kenisha make animal sounds.

Activity:

Make the sounds.

woof



quack




baa



oink



moo



cluck



Activity:

Copy the words

Woof woof woof!

woof **woof** _ _ _ _ _

Moo! Mooooooo!

moo _ _ _ _ _

Baa! Baa! Baa! Baa!

baa _ _ _ _ _

Oink! Oink!

oink _ _ _ _ _

Quack! Quack quack!
Quack quack quack!

quack _ _ _ _ _

Cluck! Cluck! Cluck!

cluck _ _ _ _ _

Activity:

Write the sounds



woof



✓ Check your answers on page 13.



Spelling

Useful word: **rhyme**

Babies and toddlers love sounds that **rhyme**.



Activity:

Use sounds to help spelling. Say the words. The sounds rhyme.

moo	zoo	roo	coo	goo	poo
quack	back	jack	pack	rack	sack
cluck	luck	duck	muck	suck	yuck

Activity:

Find the words that rhyme. Write them next to the word they rhyme with.

zoo	back	luck	coo	pack
sack	muck	roo	duck	yuck
poo	jack	suck	rack	goo

moo **zoo** _____

quack _____

cluck _____


✓ Answers

moo	<u>zoo</u>	<u>roo</u>	<u>coo</u>	<u>goo</u>	<u>poo</u>
quack	<u>back</u>	<u>jack</u>	<u>pack</u>	<u>rack</u>	<u>sack</u>
cluck	<u>luck</u>	<u>duck</u>	<u>muck</u>	<u>suck</u>	<u>yuck</u>



Reading alphabet books


Alphabet books help reading.



Activity:

Choose the right word for each letter.

ant	hat	koala	owl	pencil
-----	-----	-------	-----	--------



ant

A a _____



H h _____



K k _____



O o _____



P p _____

✓ Check your answers on the next page.

✓ **Answers**



A a **ant**



H h **hat**



K k **koala**



O o **owl**



P p **pencil**



Spelling

Learn the alphabet song. Sing it to the tune of *Twinkle, Twinkle Little Star*. Sing it with your baby or toddler.

A B C D
E F G
H I J K
L M N O P
Q R S
T U V
W X
Y and Z

Now I know my ABC
Next time won't you sing with me?

Activity:

Practise the alphabet. Write the letter for each word.



A a































✓ Check your answers on the next page.

✓ **Answers**

Can you read the word under each letter? Read them to your baby or toddler.



A a
Apple



B b
ball



C c
car



D d
dog



E e
elephant



F f
frog



G g
gate



H h
hat



I i
ice



J j
jacket



K k
kangaroo



L l
lizard



M m
mouse



N n
net



O o
orange



P p
pear



Q q
question



R r
robot



S s
socks



T t
teddy



U u
umbrella



V v
vase



W w
wheelbarrow



X x
x-ray



Y y
yellow



Z z
zebra

123 Counting books

Useful words: count, counting

One, two, three. That's how you *count*, It's *counting*.



Number words

1
one



6
six



2
two



7
seven



3
three




8
eight



4
four



9
nine



5
five



10
ten





A good way to learn spelling.

<i>Look</i>	at the word
<i>Cover</i>	the word
<i>Write</i>	it in the box
<i>Check</i>	To see if it's right

Activity:

Learn these words. Use *look*, *cover*, *write* and *check*. Fix any mistakes. Then try again a bit later.

Word	First time	Next time	Bit later
one	one		
two			
three			
four			
five			
six			
seven			
eight			
nine			
ten			

Reading

Useful words:

love
loves



again

Tanya, read it again!

Activity:


Draw a line under all the words you can read. Then read the story.

Kenisha loves to hear the words in a story. She loves to hear the same story again and again... and again... and again!

She loves this story. It's called *Pete the Cat, Five Little Ducks*. It has counting words and rhyming words. She loves the pictures too.

Tanya reads the words and counts the ducks with her. Again.

Here is a page from *Pete the Cat, Five Little Ducks*.





Writing

Useful words:

draw
draws



uncle



Activity:

Read this:

Kenisha draws with her uncle and sister. They like to make pictures together and write stories.

Write the best word in each space.


~~draws~~ uncle sister pictures together stories

Kenisha draws with her _____ and _____. They like to make _____ and write _____.

✓ Check your answers above.



Kenisha's book



Useful words:



photos



pictures

Activity:

Draw a line under the words you can read. Then read the story.

Tanya and Kenisha made a book together. They found photos and pictures and stuck them in a book. Tanya wrote the words then they read it together.

Activity:

Make a book for your baby or toddler. Then read it together.



Who else reads to your baby or toddler?



Kenisha's father reads stories to Kenisha.

- Does anyone else read to your baby or toddler?
- Who?
- Is it important? Why?

These people read to Kenisha.



mother



father



sister



uncle



grandmother



grandfather



Spelling family words

mother	father	sister	uncle	grandmother	grandfather
--------	--------	--------	-------	-------------	-------------

Activity:

Copy these words.

mother

moth / er

moth / er

father

fath / er

_____ / _____

sister

sist / er

_____ / _____

uncle

un / cle

_____ / _____

grandmother

grand / mother

_____ / _____

grandfather

grand / father

_____ / _____

Practise them again:

moth / er

_____ / _____

fath / er

_____ / _____

sist / er

_____ / _____

un c / le

_____ / _____

grand / mother

_____ / _____

grand / father

_____ / _____



Talk with your mentor about more ideas

Where do you keep the books?

Somewhere easy for your toddler.



near the floor



in a box

Where can you read to your baby or toddler?

Take a book with you.



on the bus



in the park



in a waiting room



at bed time

Where can you get books?



from a library



from op shops



at garage sales

More books babies and toddlers love




books with things that move



books with flaps




books with bits to feel



books that make noise



books that show real things



books for the bath

Go to toddler time at the library



To finish this workbook

Here are some short activities to check how you went with your learning.

Read the story. Lots of words you learned are in it.

Kenisha is a toddler and Tanya is her mother. They have fun together with books. Kenisha turns the pages and looks at the pictures. Tanya cuddles her and makes faces. They talk about the words and pictures.

Her sister and uncle make pictures and write stories for Kenisha, and Kenisha draws. Her father reads books to her too.

Kenisha's mother makes books for Kenisha. She uses photos and she cuts out pictures from magazines. She pastes them in an exercise book.

Kenisha loves books and she loves to look at them with her family.

Practise words that rhyme

zoo	back	luck	coo	pack
sack	muck	roo	duck	yuck
poo	jack	suck	rack	goo

oo	ack	uck
zoo		

✓ Check your answers on the next page.

✓ **Answers**

oo	ack	uck
zoo	back	luck
roo	jack	duck
coo	pack	muck
goo	rack	suck
poo	sack	yuck

Practise the alphabet. Write the missing letters. Think of the alphabet song.

<u> A </u>	<u> B </u>	<u> C </u>	<u> </u>
<u> E </u>	<u> </u>	<u> G </u>	
<u> H </u>	<u> </u>	<u> J </u>	<u> </u>
<u> L </u>	<u> </u>	<u> N </u>	<u> </u> <u> P </u>
<u> Q </u>	<u> </u>	<u> S </u>	
<u> T </u>	<u> </u>	<u> V </u>	
<u> W </u>	<u> </u>		
<u> Y </u>	and	<u> </u>	

✓ Check your answers on the next page.

✓ **Answers**

A B C D

E F G

H I J K

L M N O P

Q R S

T U V

W X

Y and Z

Spell these numbers.

1

one

2

3

4

5

6

7

8

9

10

✓ **Answers**

1

one

2

two

3

three

4

four

5

five

6

six

7

seven

8

eight

9

nine

10

ten

Match these family words

~~mother~~ father sister uncle grandmother grandfather



mother











✓ **Answers**



mother



father



sister



uncle



grandmother



grandfather

Congratulations! You have finished this workbook

Here are some of the things you have learned:

1. Words to read

baby	toddler	mother	pages
books	story	pictures	words
look	talk	together	rhyme
alphabet	count	counting	love
again	draw	draws	father
sister	uncle	grandmother	grandfather

2. Lots of ideas to help you and your baby or toddler enjoy books

3. How to read animal sounds

4. Words that rhyme

5. About the alphabet

6. How to spell number words

7. How to spell family words.

Acknowledgements

COUNTING WITH LITTLE FISH by Lucy Cousins
Copyright © 2018 Lucy Cousins
Reproduced by permission of Walker Books Australia Pty Ltd

© 2022 by Reading Writing Hotline.

Except as otherwise noted, this workbook is licensed under the

Creative Commons Attribution Non-Commercial 4.0 International Licence.

To view a copy of this licence, visit <https://creativecommons.org/licenses/by-nc/4.0/>



This workbook was written in-house for particular target students. It is not intended for wider distribution.

Writing Pages

[illegible]

This image shows a single page of white paper with horizontal ruling lines. The lines are evenly spaced and run across the width of the page. There are no margins, text, or other markings on the paper.